

NAME OF SHOW: **COUTURE 2023 / June 1-4, 2023**

COMPANY NAME:

BOOTH #:

CONTACT NAME:

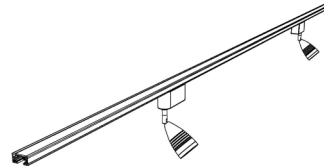
PHONE #:

E-MAIL ADDRESS:

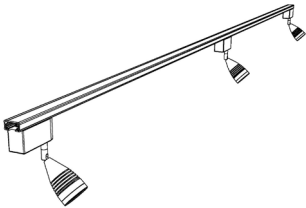
TRACK LIGHTING



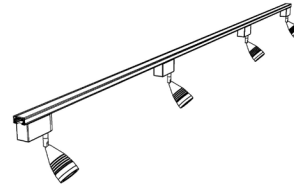
ARM LIGHT, 75 WATT



TRACK LIGHT WITH 2 FIXTURES



TRACK LIGHT WITH 3 FIXTURES



TRACK LIGHT WITH 4 FIXTURES

Price includes:

- Installation
- Electrical
- Dismantle

Additional power is required whenever two (2) or more lights are added to Salon lighting or any other electrical devices are used in booth. Please refer to the Electrical Order Form to order additional electrical service for anything other than track lighting.

Please complete the Track Lighting Diagram on page 2. Failure to provide an accurate diagram on the Track Lighting Diagram will result in Freeman setting units at its own discretion. Any adjustments requested at show site will incur additional labor charges.

Part #	Description	Quantity	Discount Price	Standard Price	Total
4019101	Arm Light, 75 Watt		\$85.25	\$119.35	\$
40193	Track Light with 2 Fixtures		\$394.10	\$551.75	\$
40194	Track Light with 3 Fixtures		\$444.00	\$621.60	\$
40195	Track Light with 4 Fixtures		\$495.60	\$693.85	\$
401910	Additional Fixture for Track Lighting		\$78.25	\$117.40	\$
				Total	\$

TOTAL COST

Total Cost = \$ _____

Applicable taxes will be applied to your order and invoiced accordingly based on specific venue jurisdiction but may also be based on the jurisdiction of where services are performed or your headquarters.

NAME OF SHOW: **COUTURE 2023 / June 1-4, 2023**

COMPANY NAME:

BOOTH #:

CONTACT NAME:

PHONE #:

E-MAIL ADDRESS:

TRACK LIGHTING

- Use bold lines to indicate the outline of your booth space.
- Draw the items that will be included in your exhibit space.
- If this grid scale is too small for easy drawing, return a separate sheet indicating booth layout.
- Return multiple booth layouts if necessary.

Booth Information

My booth is _____ feet wide by _____ feet long


Each square of the diagram is _____ feet square

Right side adjacent booth or aisle number: _____

Left side adjacent booth or aisle number: _____

Front adjacent booth or aisle number: _____

Draw Your Booth Layout



PAYMENT INFORMATION

Freeman only accepts payment information electronically. Place your order on [FreemanOnline](#) or follow the steps below to provide your payment information electronically and submit your order forms.

Freeman will no longer accept cash payments for any Freeman services.

1. Submit your payment information

Proceed to our electronic Freeman Pay site to securely submit your payment information

<https://www.freemanpay.com/515902>

2. Submit your order

Upload your order forms through the same link used to submit your payment information

- **Both your order and your payment must be received by the discount price deadline date to guarantee discount pricing.**
- **Orders received without payment or after the discount price deadline date will be charged at the standard price.**
- **Copies of invoices may be picked up from the Freeman Service Center prior to show closing.**